


BADUJET TURBO COUNTER CURRENT



BADUJET® Turbo

**Innovation, performance and sophisticated design combined.
Welcome to the limit.**

- 125-245 m³/h for professional performance
- Propellor-driven design for clean, turbulence-free flow
- Innovative direct-in-wall design eliminates costly plumbing
- Large anti-entrapment cover for safety and peace of mind, made of durable Marine Grade 316 Stainless Steel or plastic
- For performance-oriented workouts, relaxation, rehabilitation training, fitness or leisure fun with the whole family
- Multiple speed for any level of swimmer
- For an endless swimming experience without turns

BADUJET TURBO

The BADUJET® Turbo represents a radical redesign. The innovative propeller technology is concealed behind the main housing which is flush-mounted into the pool wall. It draws the water in through the front panel and returns it to the swimming pool with a powerful stream. The system is driven by an efficient, fanless, fully encapsulated permanent magnet motor. Power is regulated and the system is switched on and off using the built-in piezo buttons or a remote control.

Requiring no plumbing, they are much simpler to install. A large propellor draws water directly from the pool, eliminating the need for pipes or pumps. Importantly, these systems are now also completely variable speeds and significantly quieter by design.


Installation Specification:

- The BADUJET® Turbo should ideally be incorporated into the design phase of the pool.
- Requires a straight wall within the pool for installation with a clear unobstructed area in front of it measuring 3m x 6m x 1m deep for it to be used to its full potential
- For mounting into walls of all pool models, up to a wall thickness of 7 mm, except for round pools


Materials Used:

- Main housing – ABS
- Nozzle housing – ABS
- Covers – ABS/Stainless steel
- Intermediate flange – PPE
- Drive unit – PPE/PP/Stainless steel
- Plain bearing – SiC/SiC
- Screws – Stainless steel

Design options for Front Panel:



BADUJET® Turbo Design No. 1



BADUJET® Turbo Design No. 2

Technical Specification

Current Swim Level	Strong
Flow Rate	125-245m ³ /hr
Voltage	1~ 200-240 V
Power Input	1.20 (kW)
Number of nozzles (Ø 120 mm)	1
Multi-directional swivel nozzle (degrees)	±5
Number of Jets	1 propellor
Flow velocity (m/s)	1.50-3.00
Flow adjustment	Push button (variable speed)
Faceplate Material	Plastic*

Notes: * Also available in 316 Marine Grade steel (not suitable for salt pools)