

SLIDELOCK MAX TELESCOPIC REEL

The upgraded Slidelock to fit a bigger pool



Stainless Steel Steering
Wheel included in kit

- Highly polished stainless steel end stands.
- 5"Ø Anodised aluminium tubes
- End bosses and bearings that encapsulate the tube, made from Acetal which has a very low friction characteristics and very little moisture absorption.
- Stainless steel steering wheel.
- Tube width is adjusted by our very popular and unique Slidelock fixing giving full flexibility.
- Locking device holds the tube in position, stopping the cover from unwinding.
- Upgraded T-model, Base Plate & new shaped wall mount end stands.

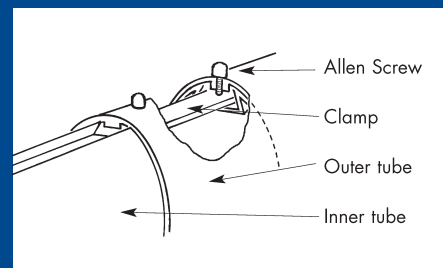
SLIDELOCK MAX TELESCOPIC REEL

Following on from our enormously successful Domestic Slidelock System. We are introducing our New Slidelock Max with our upgraded and unique 138mm diameter anodised aluminium tubes, giving us a range from 6.0m, to 8.0m for covers up to maximum 7.7m width. (19ft 9in to – 25ft 3in maximum cover width).

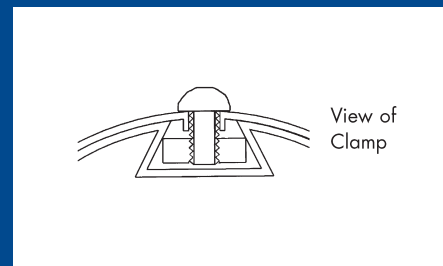
- **Small Slidelock Max** system tubes go from 6.0m to 7.0m, for covers up to a maximum 6.7m width (19ft 9in to 23ft tubes – 22in maximum cover width)
- **Large Slidelock Max** system tubes go from 7.0m to 8.0m, for covers over 6.7m up to a maximum 7.7m width (23ft to 26ft 3in tubes – 25ft 3in maximum cover width)

Keeping the very popular way our straps connect to tubes by our slide and lock fixing system. Our own locking device holds the tube in position, stopping the cover from unwinding.

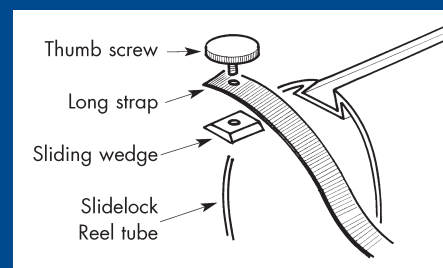
The tubes and covers are supported by our new range of end stands made from highly polished 48mm diameter 316 stainless-steel tube. Using Plastica's new special end bosses with our new stainless steering wheel. The new range includes our upgraded T-Model, Base Plate and our shaped wall mount.



Slidelock fixings



Slidelock fixings - view of clamp



Strap fixing assembly

